

Features

- Highest density of crimping contacts
- Coded insert
- Gold and silver contacts available

Technical characteristics

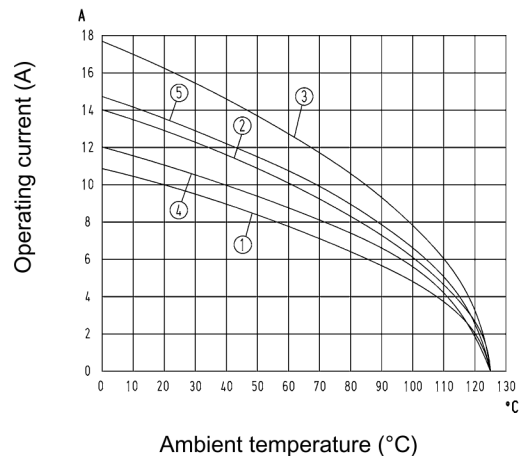
Number of contacts	40, 64
Rated current	16 A
Rated voltage	500 V
Rated impulse voltage	6 kV
Pollution degree	3
Insulation resistance	$>10^{10} \Omega$
Limiting temperature	-40 ... +125 °C
Mating cycles	≥ 500
Material (insert)	Polycarbonate (PC)
Colour (insert)	RAL 7032 (pebble grey)
Material flammability class acc. to UL 94	V-0
RoHS	compliant

Derating

Current carrying capacity

The current carrying capacity of the connectors is limited by the thermal load capability of the contact element material including the connections and the insulating parts. The derating curve is therefore valid for currents which flow constantly (non-intermittent) through each contact element of the connector evenly, without exceeding the allowed maximum temperature.

Measuring and testing techniques acc. to IEC 60512-5-2



- ① Han® 64 EEE / 1.5 mm²
- ② Han® 64 EEE / 2.5 mm²
- ③ Han® 64 EEE / 4 mm²
- ④ Han® 40 EEE / 1.5 mm²
- ⑤ Han® 40 EEE / 2.5 mm²

Specifications and approvals

EN 60664-1
IEC 61984
UL 1977 ECBT2.E235076
CSA-C22.2 No. 182.3 ECBT8.E235076

Details

Internal use in the switch cabinet in conjunction with Han-Snap® (see chapter Han 11)

Suitable for hoods/housings of series Han® B, Han® M, Han® EMC, Han® HPR, Han® Easy Hood (see chapter Han 31)

Tightening torque 0.5 Nm


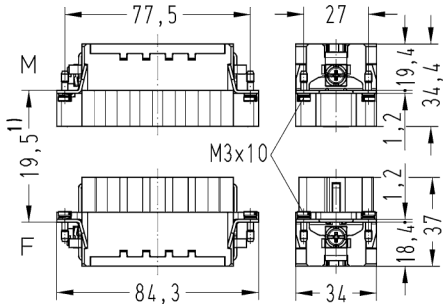

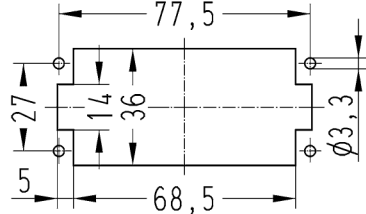
Tightening torque PE screw 1.2 Nm

Number of contacts

40+

16 A 500 V 6 kV 3

Han E/
EE


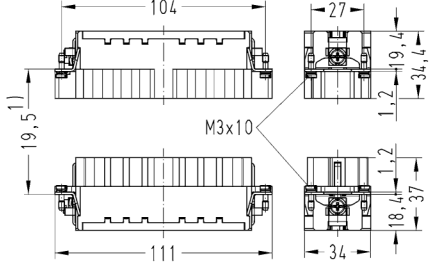
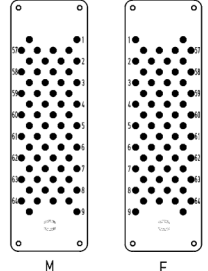
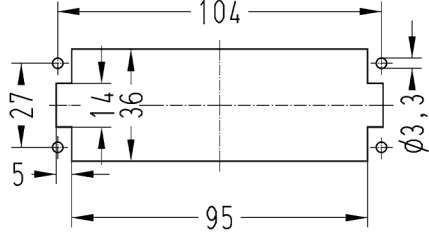
Identification	Conductor cross-section (mm ²)	Part number		Drawing (dimensions in mm)
		Male	Female	
<p>Han® EEE, Crimp termination</p>  <p>Please order crimp contacts separately.</p>	0.14 ... 4	09 32 040 3001	09 32 040 3101	 <p>1) distance for contact max. 21 mm</p>  <p>M F</p> <p>Contact arrangement (view from termination side)</p>  <p>Panel cut out</p>

Number of contacts

64+

16 A 500 V 6 kV 3

Han E/
EE

Identification	Conductor cross-section (mm ²)	Part number		Drawing (dimensions in mm)
		Male	Female	
<p>Han® EEE, Crimp termination</p>  <p>Please order crimp contacts separately.</p>	0.14 ... 4	09 32 064 3001	09 32 064 3101	 <p>1) distance for contact max. 21 mm</p>  <p>Contact arrangement (view from termination side)</p>  <p>Panel cut out</p>

Technical characteristics

Contact resistance	≤1 mΩ
Material (contacts)	Copper alloy
Material (accessories)	Thermoplastic
RoHS	compliant with exemption

Specifications and approvals

EN 60664-1
IEC 61984

Details


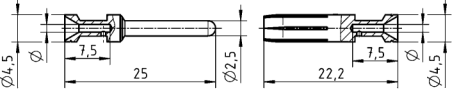
Crimping tools see chapter Han 90

Remarks on the crimp technique


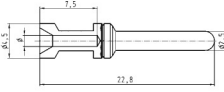

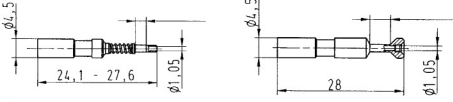

The wire gauges mentioned in the catalogue refer to geometric wire gauges of cables.

Coding pin

Use of the coding pin prevents incorrect mating to other connectors of the same type. The male pin should be omitted from the opposing cavity in the male insert.

Identification	Conductor cross-section (mm ²)	Part number		Drawing (dimensions in mm)																										
		Male	Female																											
Han E®, Crimp contact, Contact surface: Silver plated 	0.14 ... 0.37	09 33 000 6127	09 33 000 6227	 <table border="1"> <thead> <tr> <th>Conductor cross-section</th> <th>Identification</th> </tr> </thead> <tbody> <tr> <td>0.14-0.37 mm²</td> <td>AWG 26-22</td> <td>no groove</td> </tr> <tr> <td>0.5 mm²</td> <td>AWG 20</td> <td>no groove</td> </tr> <tr> <td>0.75 mm²</td> <td>AWG 18</td> <td>1 groove*</td> </tr> <tr> <td>1 mm²</td> <td>AWG 18</td> <td>1 groove</td> </tr> <tr> <td>1.5 mm²</td> <td>AWG 16</td> <td>2 groove</td> </tr> <tr> <td>2.5 mm²</td> <td>AWG 14</td> <td>3 groove</td> </tr> <tr> <td>3 mm²</td> <td>AWG 12</td> <td>wide groove</td> </tr> <tr> <td>4 mm²</td> <td>AWG 12</td> <td>no groove</td> </tr> </tbody> </table> <p>* on the back crimp collar</p> <p>Stripping length 7.5 mm</p>	Conductor cross-section	Identification	0.14-0.37 mm ²	AWG 26-22	no groove	0.5 mm ²	AWG 20	no groove	0.75 mm ²	AWG 18	1 groove*	1 mm ²	AWG 18	1 groove	1.5 mm ²	AWG 16	2 groove	2.5 mm ²	AWG 14	3 groove	3 mm ²	AWG 12	wide groove	4 mm ²	AWG 12	no groove
	Conductor cross-section	Identification																												
	0.14-0.37 mm ²	AWG 26-22	no groove																											
	0.5 mm ²	AWG 20	no groove																											
	0.75 mm ²	AWG 18	1 groove*																											
	1 mm ²	AWG 18	1 groove																											
	1.5 mm ²	AWG 16	2 groove																											
	2.5 mm ²	AWG 14	3 groove																											
	3 mm ²	AWG 12	wide groove																											
	4 mm ²	AWG 12	no groove																											
0.5	09 33 000 6121	09 33 000 6220																												
0.75	09 33 000 6114	09 33 000 6214																												
1	09 33 000 6105	09 33 000 6205																												
1.5	09 33 000 6104	09 33 000 6204																												
2.5	09 33 000 6102	09 33 000 6202																												
3	09 33 000 6106	09 33 000 6206																												
4	09 33 000 6107	09 33 000 6207																												
Han E®, Crimp contact, Contact surface: Gold plated 	0.14 ... 0.37	09 33 000 6117	09 33 000 6217	 <table border="1"> <thead> <tr> <th>Conductor cross-section</th> <th>Identification</th> </tr> </thead> <tbody> <tr> <td>0.14-0.37 mm²</td> <td>AWG 26-22</td> <td>no groove</td> </tr> <tr> <td>0.5 mm²</td> <td>AWG 20</td> <td>no groove</td> </tr> <tr> <td>0.75 mm²</td> <td>AWG 18</td> <td>1 groove*</td> </tr> <tr> <td>1 mm²</td> <td>AWG 18</td> <td>1 groove</td> </tr> <tr> <td>1.5 mm²</td> <td>AWG 16</td> <td>2 groove</td> </tr> <tr> <td>2.5 mm²</td> <td>AWG 14</td> <td>3 groove</td> </tr> <tr> <td>3 mm²</td> <td>AWG 12</td> <td>wide groove</td> </tr> <tr> <td>4 mm²</td> <td>AWG 12</td> <td>no groove</td> </tr> </tbody> </table> <p>* on the back crimp collar</p> <p>Stripping length 7.5 mm</p>	Conductor cross-section	Identification	0.14-0.37 mm ²	AWG 26-22	no groove	0.5 mm ²	AWG 20	no groove	0.75 mm ²	AWG 18	1 groove*	1 mm ²	AWG 18	1 groove	1.5 mm ²	AWG 16	2 groove	2.5 mm ²	AWG 14	3 groove	3 mm ²	AWG 12	wide groove	4 mm ²	AWG 12	no groove
	Conductor cross-section	Identification																												
	0.14-0.37 mm ²	AWG 26-22	no groove																											
	0.5 mm ²	AWG 20	no groove																											
	0.75 mm ²	AWG 18	1 groove*																											
	1 mm ²	AWG 18	1 groove																											
	1.5 mm ²	AWG 16	2 groove																											
	2.5 mm ²	AWG 14	3 groove																											
	3 mm ²	AWG 12	wide groove																											
	4 mm ²	AWG 12	no groove																											
0.5	09 33 000 6122	09 33 000 6222																												
0.75	09 33 000 6115	09 33 000 6215																												
1	09 33 000 6118	09 33 000 6218																												
1.5	09 33 000 6116	09 33 000 6216																												
2.5	09 33 000 6123	09 33 000 6223																												
4	09 33 000 6119	09 33 000 6221																												

Han E/
EE

Identification	Conductor cross-section (mm ²)	Part number		Drawing (dimensions in mm)												
		Male	Female													
Han E®, Crimp contact, Relay contact, Contact surface: Silver plated 	0.75 ... 1 1.5 2.5	09 33 000 6109 09 33 000 6110 09 33 000 6111		 <table border="1"> <thead> <tr> <th>Conductor cross-section</th> <th>∅</th> <th>Stripping length</th> </tr> </thead> <tbody> <tr> <td>0.75-1 mm² AWG 18</td> <td>1.45 mm</td> <td>7.5 mm</td> </tr> <tr> <td>1.5 mm² AWG 16</td> <td>1.75 mm</td> <td>7.5 mm</td> </tr> <tr> <td>2.5 mm² AWG 14</td> <td>2.25 mm</td> <td>7.5 mm</td> </tr> </tbody> </table>	Conductor cross-section	∅	Stripping length	0.75-1 mm ² AWG 18	1.45 mm	7.5 mm	1.5 mm ² AWG 16	1.75 mm	7.5 mm	2.5 mm ² AWG 14	2.25 mm	7.5 mm
Conductor cross-section	∅	Stripping length														
0.75-1 mm ² AWG 18	1.45 mm	7.5 mm														
1.5 mm ² AWG 16	1.75 mm	7.5 mm														
2.5 mm ² AWG 14	2.25 mm	7.5 mm														
FO contact, for 1 mm plastic fibre 		20 10 001 3311	20 10 001 3321	 <p>Crimp zone</p>												
Han E®, Han® EE, Han® EEE, Coding pin  <p>for crimp inserts only With loss of one contact</p>			09 33 000 9954	