
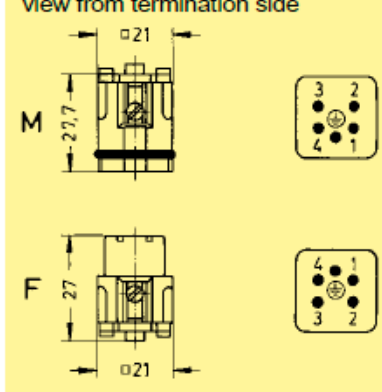



Number of contacts

4 +



Inserts

Identification	Series	Part number		Drawing	Dimensions in mm
		Male insert (M)	Female insert (F)		
Screw terminal 	Han A®	09 20 004 2611	09 20 004 2711	Contact arrangement view from termination side 	
Quick Lock termination 	Han A®	09 20 004 2633	09 20 004 2733	Contact arrangement view from termination side 